




















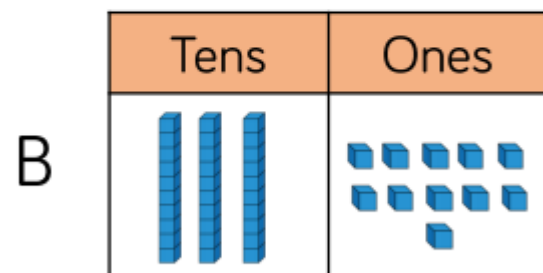
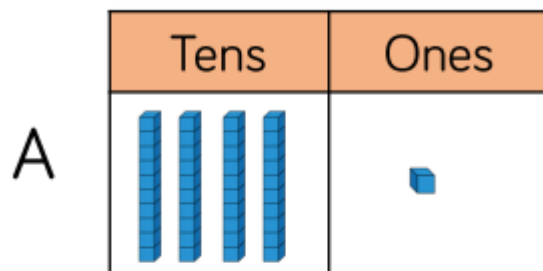


Subject	Learning objective	<p><i>Complete the activities that suit you. Please do not think you have to complete it all! We just want to give you lots of variety.</i></p>
PSHE	Thinking about changes	<p>You have all achieved so much since starting school.</p> <ul style="list-style-type: none"> • Spend some time with a grown up talking about how much you have changed since being in Reception. You may be able to see a photo of yourself from when you were 4! • Think about the skills you learnt in Reception; learning to read & write, addition and subtraction, facts about owls, African animals, floating and sinking. • How about year 1.... What new skills and knowledge did you gain in year 1? Any new songs, knowledge about nurses, houses/homes? • Although we didn't complete year 2 together in school, we did quite a bit of learning! What new skills or knowledge did you acquire as an Otter or Hedgehog? - 1666? Jack Phillips? Multiples of 3? Any change in your handwriting? Fire lighting? Meditation? • Make a list or poster about everything you have learnt since being at Moss Lane • If possible, share with a relative or family friend - can they talk about how you have changed over time?
PE (& English)	Organise a sports day!	<ul style="list-style-type: none"> • Plan 5 different activities that you and a member of your family can have a go at. • You need to create 5 different activities: <ul style="list-style-type: none"> -running - obstacles - bat & ball - balancing - throwing • You need to write short, simple instructions for each activity - Don't forget your imperative/bossy verbs e.g. Throw the beanbag as close to the red spot as you can. Climb the obstacles as fast as possible • Please use whatever resources you have at home. If you do not have a bat and a ball, maybe make something from old cardboard and paper or use a book and rolled up socks. • How about making certificates for participants? or medals? Remember to praise people who try hard, even if they don't win a Race or throw something the furthest.

Math	Place value charts - year 2/3	<p>Children should formally present their work in the correct place value columns to aid understanding of place value i.e. hundreds, tens and ones (also referred to as units.)</p> <p><u>Mathematical talk:</u></p> <p>How many tens are there?</p> <p>How many ones are there?</p> <p>What is different about using Base 10/Dienes to using place value counters?</p> <p>Can you write any other number sentences about the place value chart?</p> <p>Using Base 10/Dienes will emphasise to children that hundreds are bigger than tens and tens are bigger than ones.</p> <p>Children need to see numbers with zeros in different columns, and show them with concrete and pictorial representations e.g. twenty as 20 not 02 and 101 as one hundred and one.</p> <p>1. _____</p> <p> What number is represented in the place value chart?</p> <table border="1"><thead><tr><th>Tens</th><th>Ones</th></tr></thead><tbody><tr><td></td><td></td></tr></tbody></table> <p> Complete the place value chart using Base 10 and place value counters to represent the number 56</p> <table border="1"><thead><tr><th>Tens</th><th>Ones</th></tr></thead><tbody><tr><td></td><td></td></tr></tbody></table> <table border="1"><thead><tr><th>Tens</th><th>Ones</th></tr></thead><tbody><tr><td></td><td></td></tr></tbody></table> <p> What number is represented in the place value chart?</p> <table border="1"><thead><tr><th>Tens</th><th>Ones</th></tr></thead><tbody><tr><td>9</td><td>1</td></tr></tbody></table> <p>Write two different number sentences for this number.</p> <p>____ + ____ = ____</p> <p>____ = ____ + ____</p> <p>19</p> <p>2.</p> <p>How many two digit numbers can you make that have the same number of tens and ones?</p> <p>Show each one on a place value chart.</p> <table border="1"><thead><tr><th>Tens</th><th>Ones</th></tr></thead><tbody><tr><td> </td><td> </td></tr></tbody></table> <p>3.</p>	Tens	Ones			Tens	Ones			Tens	Ones			Tens	Ones	9	1	Tens	Ones		
Tens	Ones																					
																						
Tens	Ones																					
																						
Tens	Ones																					
																						
Tens	Ones																					
9	1																					
Tens	Ones																					

Do both place value charts show the same value?







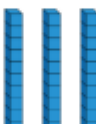






What is the same?

What is different?




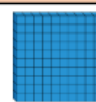







4.

Write down the number represented with Base 10 in each case.



Representation				Number
				
				
				

5.

Write down the number represented with Base 10 in each case.

Representation				Number
				
				
				

6.
Which child has made the number 315?



Explain how you know.

7.
What is the value of the number represented in the place value chart?

Hundreds	Tens	Ones

Write your answer in numerals and in words.

8.
Complete this place value chart so that it shows the number 354

Hundreds	Tens	Ones

9.

Hundreds	Tens	Ones

Eva



The place value grid shows the number 467

Is Eva correct? Explain your reasoning.

What do you notice about the number shown?

		<p>10.</p> <div style="display: flex; justify-content: center; gap: 20px;"> <div style="border: 1px solid black; border-radius: 10px; width: 60px; height: 60px; display: flex; align-items: center; justify-content: center; background-color: #fff9c4;">5</div> <div style="border: 1px solid black; border-radius: 10px; width: 60px; height: 60px; display: flex; align-items: center; justify-content: center; background-color: #fff9c4;">0</div> <div style="border: 1px solid black; border-radius: 10px; width: 60px; height: 60px; display: flex; align-items: center; justify-content: center; background-color: #fff9c4;">3</div> </div> <p>Using each digit card, which numbers can you make?</p> <p>Use the place value grid to help.</p> <table border="1" style="margin: 10px auto; border-collapse: collapse;"> <thead> <tr style="background-color: #f4a460;"> <th style="padding: 5px;">Hundreds</th><th style="padding: 5px;">Tens</th><th style="padding: 5px;">Ones</th></tr> </thead> <tbody> <tr> <td style="height: 60px;"></td><td></td><td></td></tr> </tbody> </table> <p>Compare your answers with a partner.</p>	Hundreds	Tens	Ones			
Hundreds	Tens	Ones						
science	Describe how plants need water, light and a suitable temperature to grow and stay healthy.	<ul style="list-style-type: none"> If you have a garden, take on a small project over the summer like trimming or removing dead flowers from roses or other bushes, watering plants or weeding. If you don't have a garden, water indoor plants or plant some seeds and care for them inside. E.g. you could plant sweet peas or pumpkins for autumn. 						
PSHE	Health and well being	<ul style="list-style-type: none"> Write a list of all the things you want to get better at in Year 3. This could include joining up or making your handwriting neater, having a growth mind set, improving your catching and throwing skills or making new friends. Remember each one of you will have different things you want to improve. When you have completed your list, fold it and put it in an envelope. Put it somewhere safe and look at it at the end of the autumn term 2020. See what you have achieved! 						
Reading	Comprehension	<ul style="list-style-type: none"> Think about all the picture books you have read in your time at school. Which has been your favourite picture book? Decide on your favourite one. If possible, read it again. If you don't have a copy of it at home, search on YouTube, there are so many story books being read on there! Once you have read it, it is time to think up some questions about the story. Think about the type of comprehension questions we answer at school. Ask questions about characters, events, punctuation and language used 						

Week 7

Week beginning 13.7.20

		<ul style="list-style-type: none">• Good luck, remember to add question marks at the end of questions.• These are some examples of questions you could ask: Who is the main character in the story? What is the character like? How do you know? List the adjectives the author uses on page X .
Spelling		<p>Keep rehearsing the Year 2 words. Look out for them in books and have a go at writing them.... Make sure you spell them correctly!</p> <ul style="list-style-type: none">• Here are 2 games to help practice the Year 2 words. http://www.ictgames.com/mobilePage/spookySpellings/index.html http://www.ictgames.com/littleBirdSpelling/ Drag the letters into the space to spell the words.• You could make a word search using common exception words• On the last page there are 2 wordsearches for you to practice spelling common exception words• Can you unscramble these common exception words? lfoor ebcuaes ngaai seohu logd reifnsd <p>If you have access to Twinkl there are a number of Year 2 Common Exception Word activities to print.</p>
<p>This is the last week of home learning we will be setting.</p> <p>If you want to keep busy with school work on Monday 20th & Tuesday 21st you could write a story of your choice, rehearse the Year 2 CEW, work on your times tables, create a fabulous picture or practice some of our PE skills.</p> <p>Stay positive. You have done so well during this time.</p> <p>See you on Wednesday 22nd x</p> <p>acummins@moss-lane.surrey.sch.uk or abetterton@moss-lane.surrey.sch.uk</p>		

Week 7

Week beginning 13.7.20

a f t e r b g h b
g n o p q e s t a
a b y b c a e f t
i e u n o u s d h
n h y s a t u l k
i i k l y i a z a
u n w x y f c h e
g d i j k u e c r
b o t h w l b z b



after

bath

behind

busy

again

beautiful

both

any


because

break

Week 7

Week beginning 13.7.20

h o l d k m e f c
a o o g i o s a h
l s u o n n e t r
f t u r d e v h i
d i y d t y o m r
l a s t y s m r m
e m o s t r r s a
m i n d z m e c n
i m p r o v e d y



half	kind	money
hold	last	most
hour	many	move
improve	mind	Mr Mrs