




Subject	Learning objective	Activities to complete
English	To build confidence in speaking, listening, reading and writing.	<p>Following the success of the home learning surrounding 'Sid the Spider' – we have decided to follow another Talk for Writing programme over the next two weeks. This week our travel theme is on ships – this story includes a pirate ship! Please find the activities by following the link below or from the YR1 Home Learning page (we have made the donation to Great Ormond Street Hospital). If you do not have access to a printer, do not worry – perhaps you can transfer a version of the activity onto paper – or discuss with your child whilst looking at it on the computer screen.</p> <p>As before, we suggest that you complete the first six activities this week and save the next seven for the following week.</p> <p>https://www.talk4writing.com/wp-content/uploads/2020/05/Y1-Sayeeda.pdf</p>
Phonics	<ul style="list-style-type: none"> To respond speedily with the correct sound to graphemes (letters or groups of letters) 	<ul style="list-style-type: none"> We are aware that some children prefer to use workbooks, as such we have put some work booklets for each phonic phase on your child's Eschool classpage. There are several booklets in each phase – please take a look, they may be something that would work for your child as they can be printed off. Feel free to work through the booklets as you choose and as you feel is appropriate for your child and the phase they are focussing on. (If working in phase 5 – please draw attention to the fact that the same sound can be written in alternative ways e.g: 'ai' can make the same sound as a-e/ ay (rain/ make/ ray) and 'ee' can make the same sound as ey/ ea/ e-e (green/ honey/ treat/ these) Use the 'Geraldine Giraffe videos' on YouTube to focus revising one digraph (sound) a day. Just work through the videos that relate to your child's phase. You could try to find objects in your house that have that sound? Try using the sound your child is learning by putting them into sentences. <p>https://www.youtube.com/playlist?list=PLqh11DN6jmbC-OTx1N8jpEo6uCTeTDszR&safe=true</p> <ul style="list-style-type: none"> OR please continue to use the website www.phonicsplay.co.uk (username: march20 password: home) for daily revision on the sounds your child is working on. <p>Stags: phase 2, 3 and 4 Badgers: phase 3,4,5 Rabbits: phase 3,4,5 Mice: phase 3,4,5</p> <ul style="list-style-type: none"> 'Letters and Sounds' is one of several Programmes of Study that we draw from to teach phonics at Moss Lane. On Monday the 27th of April, the Department of Education launched 'Letters and Sounds for Home and School' – it is a YouTube channel which provides daily phonics lessons for Reception (10am) and YR1 children (10:30) with a lesson that focuses on learning to blend at (11am). This may be of interest to you during this time. Follow the link below for the introductory video. <p>https://www.youtube.com/watch?v=u8C8BCB4hvc&safe=true</p>
Maths	Comparing numbers and subtraction	<ol style="list-style-type: none"> Review your previous subtraction learning on mathletics Subtraction from 10. Please a blank tens frame and dried pasta (the ten frames are available to print from the YR1 Home Learning page) Begin with $10 - 1 =$ / $10 - 2 =$ etc... please ask your child to write these number sentences down. (Discussion point: Revise the fact that subtraction is the inverse of addition e.g: $6 + 4 = 10$ therefore $10 - 6 = 4$ etc...) Subtraction from 20. Please use two blank tens frames and dried pasta. Begin with $20 - 1 =$ / $20 - 2 =$ etc... please ask your child to write these number sentences down. (Discussion point: subtraction is the inverse of addition e.g: $15 + 5 = 20$ therefore $20 - 15 = 5$ etc...) Subtraction snake and number lines (these are available to print from the YR1 Home Learning Page) Find the largest number and make the correct number of jumps backwards. Use the code to colour the snake. If you don't have a printer, perhaps the snake can be copied into a book. 100 square number jigsaw – learning how to navigate a number square (these work sheets are available to print from YR1 Home Learning page) If no printer, ask your child to locate various numbers on a 100 square and ask them what is one more/ one less/ ten more/ ten less.

Science/DT	Floating and sinking	<ul style="list-style-type: none"> • Can you make a model boat that actually floats? • How will you test if it floats? • Can you write about what went well (WWW) and 1 even better if (EBI) 	 
Topic	History – famous explorers	<p>Christopher Columbus:</p> <ul style="list-style-type: none"> • Please show your child the BBC clip below and go through the Christopher Columbus PowerPoint (Please find on the YR1 Home Learning page) • There is then a 'fill in the blanks' activity about Christopher Columbus (Please find on YR1 Home Learning page) If no printer, this activity can be copied into a book. <p>https://www.bbc.co.uk/bitesize/topics/zhpchbk/articles/znchkmn</p>	
Art/science/DT	Transport collage	<ul style="list-style-type: none"> • Can you use different natural materials (e.g. leaves, sticks, rocks) to make a transport collage? • Make sure to include at least one method of transport, somewhere to travel on (e.g. a road) and the sun • Make sure to take a picture! 	

Please check the Moss Lane Eschools website for any extra resources put up on your child's class page.