


WEEK 2

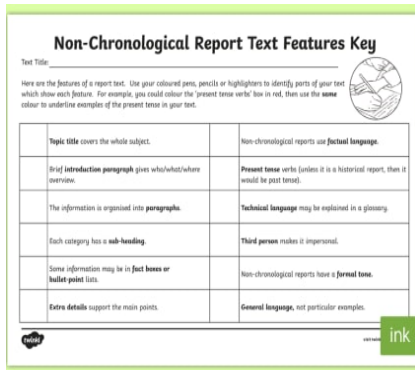



Week beginning 30.03.20

Subject	Learning objective	Activities to complete
Maths/karate maths	<p>Tell and write the time including quarter past /to the hour and draw the hands on a clock face to show these times</p> <p>Recognise, find and name $\frac{1}{2}$ and $\frac{1}{4}$ as equal parts of a shape, quantity or object.</p>	<p>1.</p> <p>It is half past 11 so the hour hand should be on the 11</p> <p>Is Alex correct? Explain your reasoning.</p> <p>2.</p>  <p>Oh no! The minute hand has fallen off the classroom clock!</p> <p>Lunchtime is at 12:00</p> <p>Have the children missed their lunchtime?</p> <p>3.</p> <p>How many quarters of an hour are between 7 o'clock and 9 o'clock.</p> <p>Explain how you found the answer.</p> <p>Login to White Rose maths and complete Lesson 1. Make equal parts</p> <p>2. Recognise a half 3. Find a half 4. Recognise a quarter.</p> <p>Karate Maths:</p> <p>Work to improve mental recall of number doubles up to 30 and half of even numbers to 30 e.g. double 8 is 16, half of 16 is 8.</p> <p>See Top Marks for doubling and halving games: https://www.topmarks.co.uk/maths-games/hit-the-button</p>
Science	<p>Animals, including humans, have off spring which grow into adults.</p>	<p>Watch bbc bitesize growth and change https://www.bbc.co.uk/bitesize/clips/z4tmhyc</p> <p>Answer the following questions (either verbally, and parents can record your answers, or written, and write in full sentences which includes the question in the answer).</p> <ol style="list-style-type: none"> 1. Do all living things have to grow? 2. How does growing affect our body? 3. What can you do now that a baby hasn't learnt to do? 4. How are you different to a toddler? 5. What can a baby elephant do that a baby human cannot? <p>Draw and label a picture to show what you can do now.</p>
Computing	<p>To explore different styles of art</p>	<ul style="list-style-type: none"> • Log on to Purple Mash and open '2Paint a picture' • Remind yourself of the different styles of art we have looked at over the previous lessons. • Select your favourite style and create a design for some wrapping paper!

WEEK 2

Week beginning 30.03.20

Phonics and reading	To spell compound words	<p>Activities:</p> <ol style="list-style-type: none"> 1. Refresh your memory on the work you did on compound words. Challenge yourself to see how many compound words you can write in 1 minute. Can you write double to amount in 2 minutes? 2. Log onto Phonics Play and find 'Compound Word Splat' under phase 6 games. 3. Make and play a 'compound' word pairs/ memory game. Write single words on card/paper. The aim of the game is to turn two cards over that can be put together to make a longer word! 4. Go to https://www.topmarks.co.uk search 'Job Mixer'. Play this game to check that you are paying attention to what you are reading! 5. Go to https://www.topmarks.co.uk Type in 'Hairy Maclary' into the search bar. Read along to the story. Then answer these questions: Where does Hairy Maclary live? Who is the 3rd dog to follow Hairy Maclary? What adjectives does the author use to describe Bitzer Maloney? Where are the dogs heading? Where does Scarface Claw appear from? What noises do the dogs make as they run away?
Physical activities and well being	To move a ball around whilst maintain control and balance.	<ul style="list-style-type: none"> • Think back to the skills we have practiced during PE. You have rehearsed rolling a ball up and down your body with two hands, then one hand, whilst sitting, then whilst standing. You even managed to roll a ball around your body, then around a friend's body! • Rehearse all these skills again, explaining them to an adult or a sibling. • Why not time yourself? See how many times you can roll the ball up and down your body in 2 minutes, then in just 1 minute. • Does it become easier or more of a challenge if you change the size of the ball you use? • Are you careful enough to try it with a satsuma or even an egg?
English / History	<p>To write in a range of genres.</p> <p>Non Chronological reports. (NCR)</p>	<p>You are building up to writing a piece of information (NCR) about Queen Victoria and Queen Elizabeth II.</p> <p>Activities:</p> <ol style="list-style-type: none"> 1. You need to research and make notes on both the queens. Find out important dates, events, where they lived, families and any other interesting facts. 2. Organise your notes into a plan - remember no need to write full sentences in a plan. You need notes to cover: a topic title, an introduction paragraph, 2/3 paragraphs of information/facts. 3. Prepare/draw the layout of your report. Remember to include space for a topic title, introduction paragraph, 2-3 paragraphs with sub headings, fact box with bullet points and diagram/map. Example below.

		<p>4. Write up your NCR. Don't forget that correct spelling and punctuation is super important.</p> <div>   </div>
Art	To use materials for a desired purpose.	<p>Eater egg picture:</p> <p>Create a fabulous Easter egg image to display in a window for passers-by to see on their daily walk/exercise.</p> <p>Use whatever resources you have available - paper, paints, crayons, pencils, leaves, twigs, crisp packets, foil.</p>
RE	Why is Easter important to Christians?	<p>What's in an Easter garden and how can it help us understand Easter?</p> <div>   </div> <p>We would like children to make an Easter garden from recycled and natural material. This could be done outside and you could take a photo of it. Children can then talk about what the different elements mean? E.g. what do the cave/tomb, crosses and flowers mean?</p>
<p>Take a look on the class pages on the school website - some extra things to keep you busy. They are under the heading 'homework'!</p> <p>Keep being brilliant! Keep reading! Keep smiling!</p> <p>Remember to tell your grown-ups what a good job they are doing x</p>		