





Bears Home Learning Week Beginning 1.6.2020



| Maths | English | Creative | The World | Physical |
|--|--|---|--|---|
| Introduce the idea of what double means... paint two dots on a piece of paper and then fold it in half to show that now the dots have doubled! | Watch this video about minibeasts. Then watch it again with the sound off and see if you can name and write down the creatures you see. | Use a paper plate or a circle of paper to make a minibeast.  | Go on a minibeast hunt around your garden or somewhere near your home – keep a record of what you find. Which minibeast do you see the most? | Join in the actions to this Wake Up Shake Up Song . |
| Draw some ladybirds. Place some dots on one side and count them. Then say we need to double the dots so put the same number of dots on the other side. How many dots altogether? | Enjoy this story about minibeasts – can you draw a picture about one of the minibeasts and write a sentence underneath? | Think about what you could use and make a caterpillar...bottle tops, leaves, pom poms – joined together? | Choose somewhere different to yesterday and hunt for minibeasts – do you notice anything different to yesterday? | Join in with a Cosmic Kids Bug Yoga session. |
| Complete the ladybird doubles to 10 sheet . This is also on our eschools page. | Watch the Minibeasts Videos Powerpoint and choose a mini beast you would like to find out more about. This video is also on our eSchools page. | Decorate some minibeast biscuits! You could link this to your maths.  | Make a minibeast hotel for some bugs to live in! | Practise your knife and fork skills by chopping up some play dough or eating your whole meal with a knife and fork. |
| Play a dice game where you roll a dice, and collect that many pieces of pasta/buttons/lego bricks. Then double the number you have. Who has the highest number? | Look through some of the books you have at home. Can you find any that feature minibeasts? Which ones can you find? | Paint or colour a picture of your favourite minibeast! Can you choose the correct colours? | Choose some of these minibeast songs to sing with your family. | Use the Writing Repeater tool to practise your letters. Or practise them with colouring pens. |
| Have a go at these Double Magician's Challenge cards . Can you solve them? | Learn a poem or nursery rhyme about a minibeast and perform it for your grown ups. | Make a paper snail on a leaf like this . | Find out which is the largest and smallest minibeast in the world. | Try writing with your feet or your mouth! |


Must Dos

Parents – give the children the sheet to the left or draw one out on paper. Tell them the three must dos on the right and show them the pictures. Ask them to record their Must Dos for the week by drawing a picture and writing under it. Don't forget to tick them off when you are done!

Challenge 1

Must Do Job 1

Learn how to do dusting this week. Ask a grown up to show you and then dust your bedroom.



Challenge 2

Must Do Job 2

Complete a random act of kindness for someone this week. Do something kind without anyone asking you to. E.g. get your grown up a snack, get ready for bed without being asked, draw someone a picture...



Challenge 3

Must Do Job 3

Try to remember off by heart all the different ways to make 10.

